


'GDAD' IRISH TUNING

From the *Pretted Friends* Series

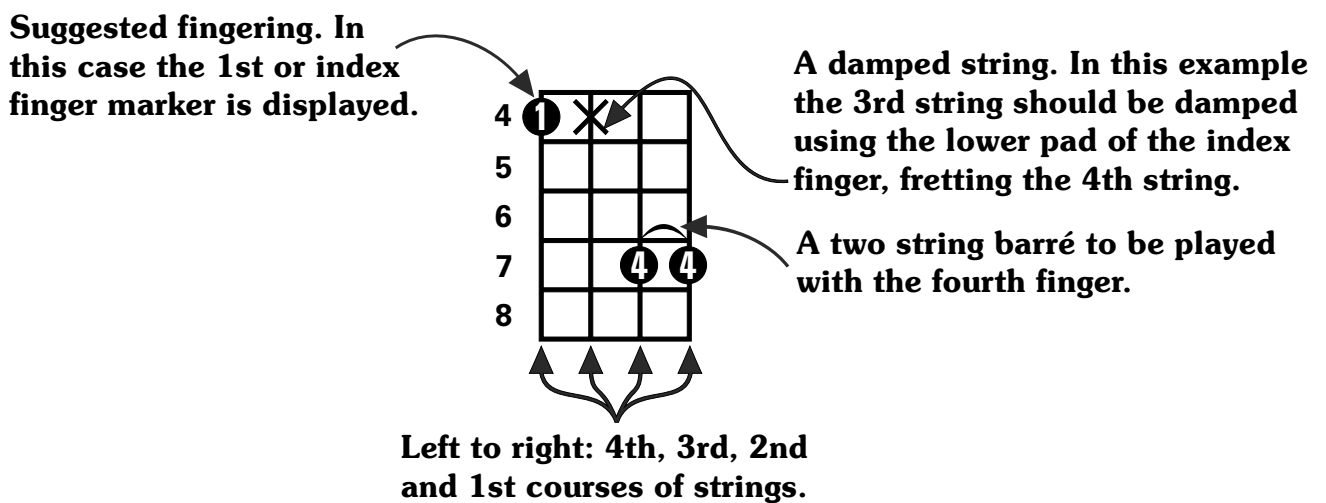
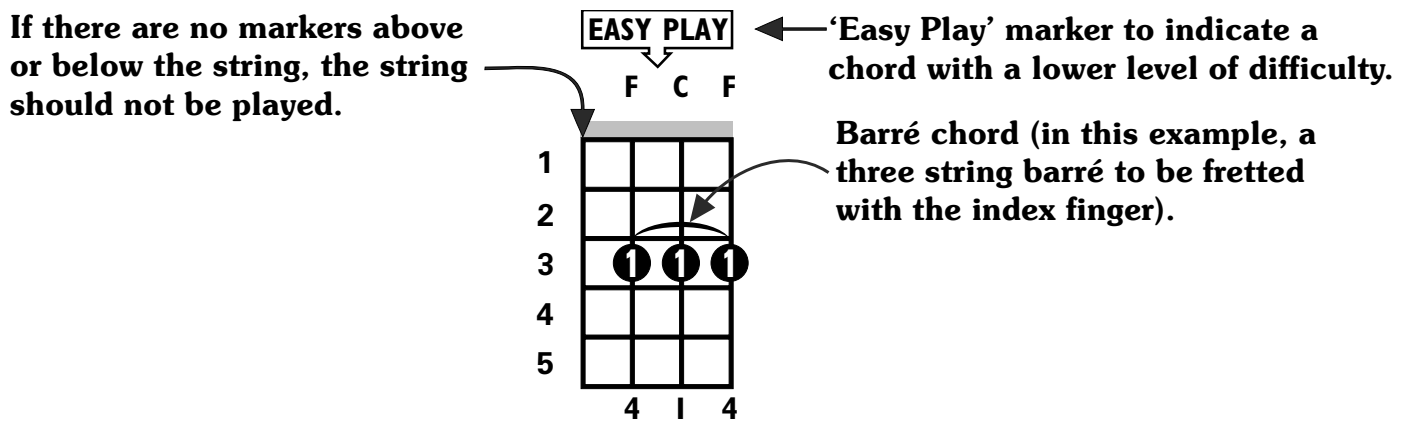
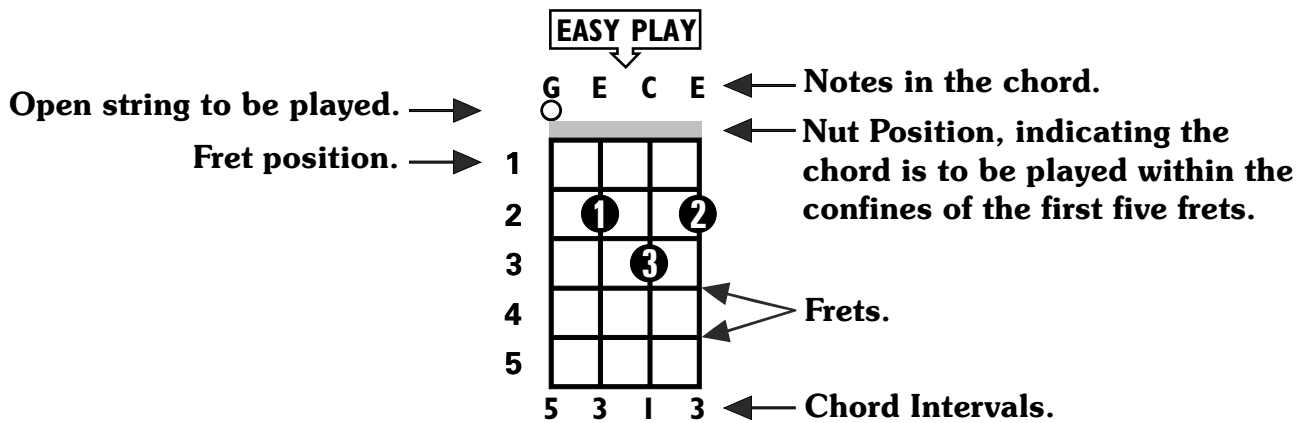
THE IRISH BOUZOUKI CHORD BIBLE

2,447 CHORDS



UNDERSTANDING THE CHORD BOXES

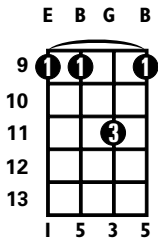
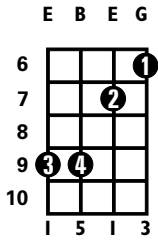
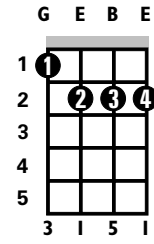
The three diagrams below show the chord conventions illustrated in this guide. Most experienced fretted instrument players should be familiar with them. The suggested fingering positions are only meant as a general guide and will depend, in many instances, on hand size, finger length and flexibility, so feel free to experiment. The location of the black circles is unalterable, though, if you want to produce the correct voicing.



Although the bouzouki has eight strings, the chord boxes in this book treat it as a four stringed instrument. This convention is common to all two or three course instruments such as the mandolin, 12-string guitar or tiple, making the diagrams a lot less confusing and free from unnecessary clutter.

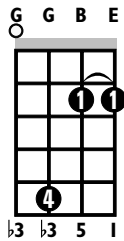
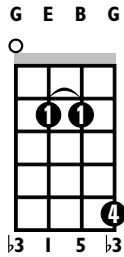
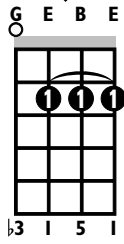
E Chords

E

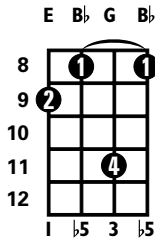
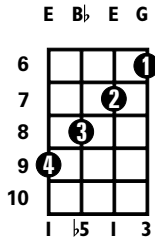
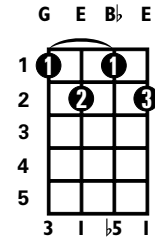


Em

EASY PLAY

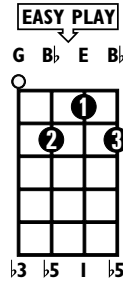
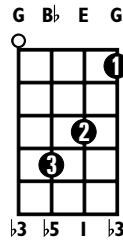
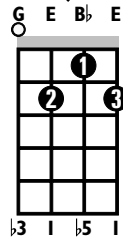


E-5



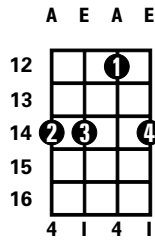
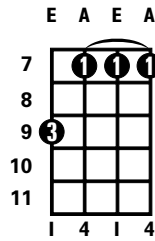
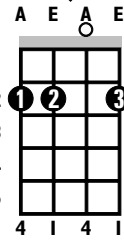
E°

EASY PLAY



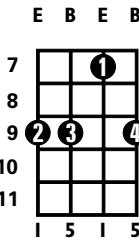
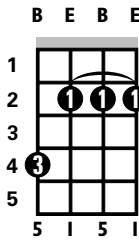
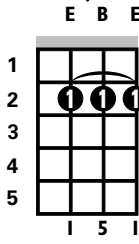
E4

EASY PLAY

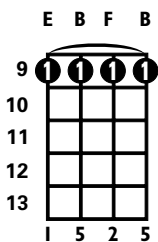
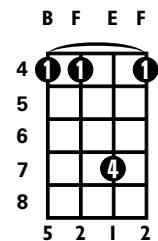
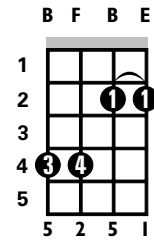


E5

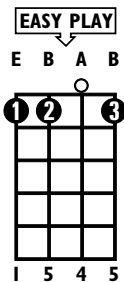
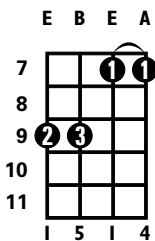
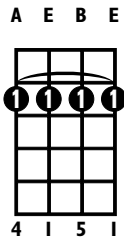
EASY PLAY



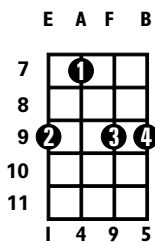
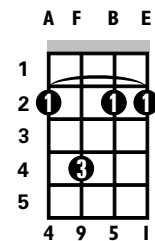
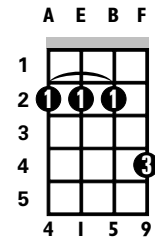
Esus2



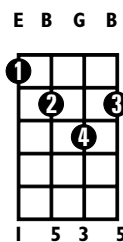
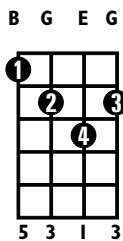
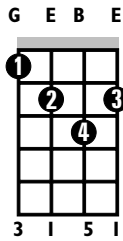
Esus4



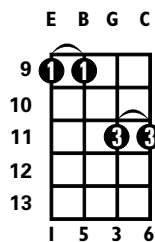
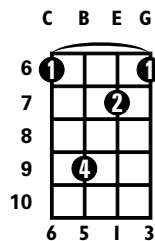
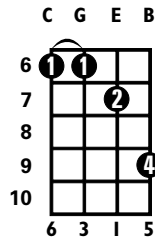
Esus4add9



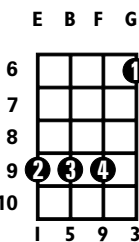
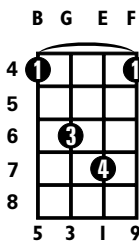
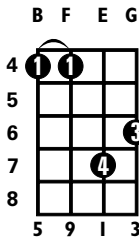
E+



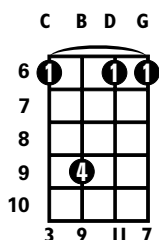
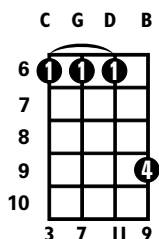
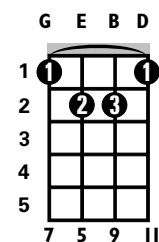
E6



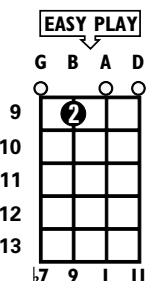
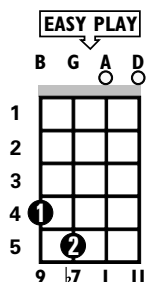
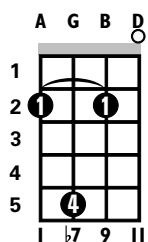
Eadd9



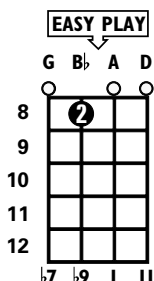
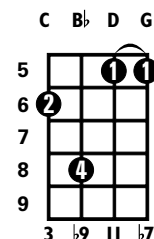
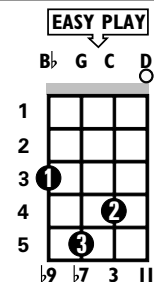
Amaj9+11



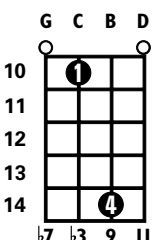
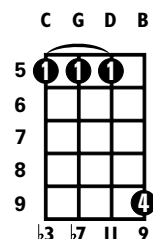
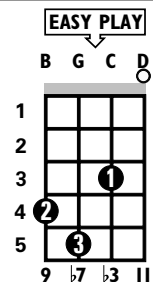
A11



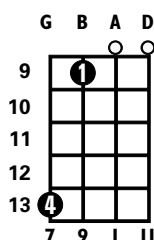
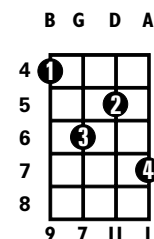
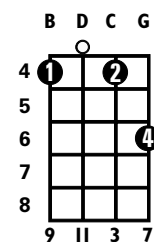
A11-9



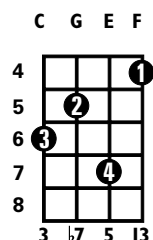
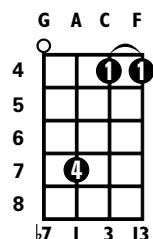
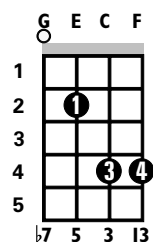
Am11



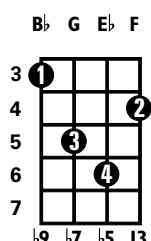
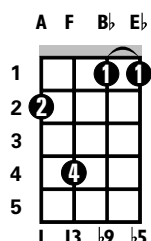
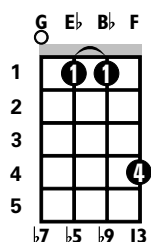
Amaj11



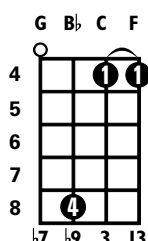
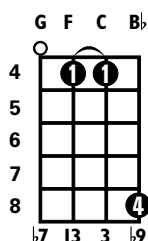
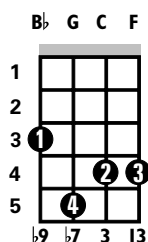
A13



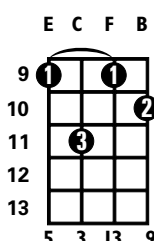
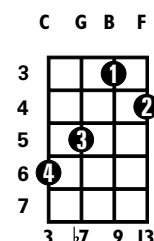
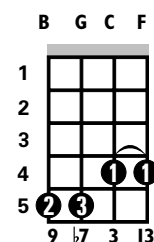
A13-5-9



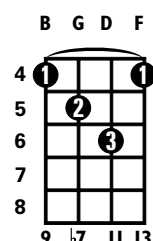
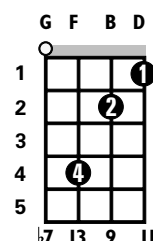
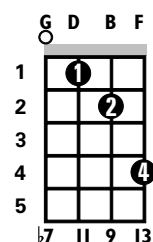
A13-9



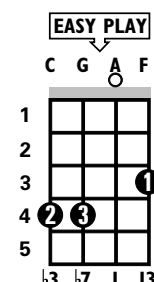
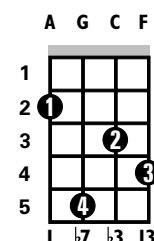
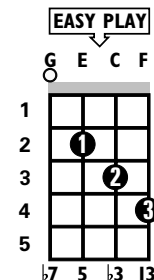
A13+9



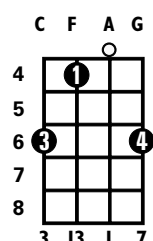
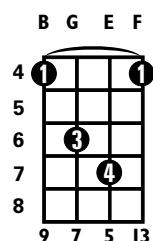
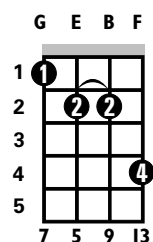
A13+11



Am13



Amaj13



Major Slash Chords

C/C C G C E SN 5 I 3	C/D\flat D \flat G E G SN 5 3 5	C/D D G E G SN 5 3 5	C/E\flat E \flat G E G SN 5 3 5	C/E E C G C SN I 5 I	C/F F C G C SN I 5 I
C/F\sharp F \sharp C G C SN I 5 I	C/G G E C G SN 3 I 5	C/A\flat A \flat E C E SN 3 I 3	C/A A E C G SN 3 I 5	C/B\flat B \flat E C G SN 3 I 5	C/B B E C G SN 3 I 5
D\flat/C C F D \flat A \flat SN 3 I 5	D\flat/D\flat D \flat A \flat D \flat F SN 5 I 3	D\flat/D D A \flat F A \flat SN 5 3 5	D\flat/E\flat E \flat A \flat F A \flat SN 5 3 5	D\flat/E E A \flat F A \flat SN 5 3 5	D\flat/F F D \flat A \flat D \flat SN I 5 I
D\flat/F\sharp F \sharp D \flat A \flat D \flat SN I 5 I	D\flat/G G F D \flat A \flat SN 3 I 5	D\flat/A\flat A \flat D \flat A \flat D \flat SN I 5 I	D\flat/A A F D \flat F SN 3 I 3	D\flat/B\flat B \flat F D \flat A \flat SN 3 I 5	D\flat/B B F D \flat A \flat SN 3 I 5
D/C C D A F \sharp SN I 5 3	D/D\flat D \flat D A F \sharp SN I 5 3	D/D D D A F \sharp SN I 5 3	D/E\flat E \flat A F \sharp A SN 5 3 5	D/E E A F \sharp A SN 5 3 5	D/F F A F \sharp A SN 5 3 5
D/F\sharp F \sharp D A D SN I 5 I	D/G G D A F \sharp SN I 5 3	D/A\flat A \flat D A F \sharp SN I 5 3	D/A A D A F \sharp SN I 5 3	D/B\flat B \flat D A F \sharp SN I 5 3	D/B B D A F \sharp SN I 5 3